



## ***This Issue***

- *Holiday Tea*.....December 3rd
- *WQ 'Sew In'*.....January 13th
- *Susan Brubaker Knapp Workshop*.....February 2nd
- *Quarterly Meeting*  
*Susan Brubaker Knapp* .....Saturday, Feb. 3rd
- *WQ Officer & Chairman Reports*
- *Call for Entries*
- *Neighborly Guild Calendar*

## **Next Quarterly Meeting**

**Saturday, February 3, 2018**

St. Johns Presbyterian Church - Fellowship Hall  
11000 National Blvd. L.A 90064

**Susan Brubaker Knapp**



## **Up Coming Workshops & More**

Mark your calendars for **December 3<sup>rd</sup>**; **WQ will hold our annual Holiday Tea.** Details and locations information will follow in a separate email invitation. Come and socialize while you enjoy yummy munchies.



We're also busy planning our **2nd annual "Sew In"** to start the New Year off on **Saturday, January 13th**. There will be more in next month's newsletter, but for now **SAVE THE DATE**. As we did last year, we'll charge a small fee just to cover the cost of the venue and enjoy a pot luck salad lunch. There will be demos, good food and some surprises. Stay Tuned!

Registration is now open for **Susan Brubaker Knapp's Friday, February 2, 2018** workshop entitled "Thread Sketching". We expect this to be a popular class, so sign up early! You can go to the WQ website for registration details and mail in form.

**Laura Fraga - "Journey with Dear Jane"** workshop **Saturday, March 10, 2018**. Learn where and how to start your journey into the blocks originally made by Jane Stickle for her famous quilt. You will make several Dear Jane blocks as you learn accurate machine piecing, paper piecing and wuick cutting techniques. Dear Jane is a quilt that Jane Stickle completed in 1863 during the Civil War. Brenda Papadakis discovered it at the Bennington Museum in Vermont and introduced it to the world in 1996.



## ***PRESIDENT'S MESSAGE***

### A Quilt Show Adventure

On November 4th, the African American Quilters of Los Angeles held a one day quilt show at the Carson Community Center. I attended the show on the advice of a friend who is a mosaic artist but who has friends in the AAQ of LA.

It was a quick drive down the 405. The room where the show was held had a sun filled entry way. I was greeted by members of the guild and gifted with a small handmade quilt that had an embroidered umbrella and a color brochure. The theme of the show was "It Takes a Village". They were selling raffle tickets for baskets of goodies and one prize was a smoker. I had to try and win that for my BBQ-ing, loving husband.



The show had several categories, general, art quilts and "It Takes a Village". There were about 200 quilts total. I started with the general quilts. I was surprised by the use of traditional blocks but made with the vibrant ethnic and African fabrics. There were several T-shirt quilts in this category and they all had a story to tell about a child, a grandchild or their own personal journey. One of my favorite patterns in this group was the African Queen. A couple of the quilters who used this pattern really expanded on the design so that there was a second and third vibrant movement to the quilt and you had to really look to see that the African Queen was there.

In the art quilt category there were some large, colorful portrait quilts. There was a Diana Ross portrait and personal portraits of children celebrating milestones like graduations or weddings. These portrait quilts had the feel and look of Ramsess. He is an artist, self-taught who works in all sorts of mediums including cloth. If you get a chance, check out his website for a visual idea of the color and storytelling quality of his quilts. He also had a quilt in the show and a vendor booth selling quilts, and cards and calendars with a variety of his art work. There was even a 3D quilt in this section where you had to put on those goofy glasses, and when you did the fishes and aquamarine life pieces on the quilt seemed to swim across the quilt.

"It Takes a Village" section had the most prominent storytelling quality. There was a lot of neon color and texture to these quilts using embellishment and trapunto. They also had a section of a real village. Members who participated made miniature quilted 3D houses. My favorite was one that had the roof removed and when you peeked inside it was a tiny sewing studio, amazing!

As I made my way through the show a live jazz band started playing and so of course I made another pass through to take a closer look at quilts that had intrigued me and to listen to the music for a bit. The music gave the show an enchanted quality.


It was a really nice show and a great way to spend a couple of hours observing this art medium that I enjoy so much. The only bummer was, I did not win the smoker for my hubby.

I hope you all had a lovely Thanksgiving and are getting ready for our annual Holiday Tea. Please RSVP if you have not already and I will send out another email blast with parking instructions and potluck information.

Thanks again to all of you, our members, who make our Westside Quilters such a charitable and enjoyable group to work, learn and quilt with.

Happy Quilting,

Kim Ryan, President



## Mark your Calendar for Saturday, January 13<sup>th</sup>

**Our next WQ Programs event is our annual Westside Quilters Sew-in, Saturday, January 13 9:30-3:30 in the Parish Hall at St. Johns Presbyterian Church!**

Welcome the New Year and Come for a day of camaraderie and relaxed sewing with your Westside Quilter friends. Bring any on-going project, or a new one; bring your machine, or not (hand work is always welcome and easy to transport); come with an attitude to share and learn from a number of technique demos provided by your Programs Co-chairs. Come with a quilting problem that maybe the group can help you solve. Last year's Sew-in was one of the most popular of the year and we intend to continue the tradition with a pot luck lunch - desserts and drinks will be provided. No supply list - just bring what you need! The fee for the day is \$20.00 just to cover the cost of the room rental and a few supplies. This will be FUN! Please RSVP to [Programs@Westsidequilterslosangeles.org](mailto:Programs@Westsidequilterslosangeles.org) if you plan to come so that we know how many to set up for. You can pay in advance by check or CC or bring your payment - cash, check or CC - on the day of.







Westside Quilters presents a workshop with quilt artist, teacher, author and host of *Quilting Arts TV*

**Susan Brubaker Knapp**

[www.Bluemoonriver.com](http://www.Bluemoonriver.com)

## **“Thread Sketching: Still Life With Three Fruits”**

**Friday, February 2, 2018**

**9:30 am -3:30 pm**

**St. Andrews Lutheran Church**

11555 National Blvd.

Los Angeles, CA 90064

**Workshop Fee \$85.00** (\$80 for early bird registration by January 2, 2018) \$95 for Non-Members.

### **Thread Sketching: Still Life with Three Fruits**

Learn how to add highlights and shadows, and blend colors using thread sketching to create a realistic still life. Students learn how to:

- cut pieces from fusible adhesive and fuse them to the background
- stabilize the fabric surface
- choose the right threads and needles for thread sketching
- adjust tension for the correct stitch
- add color, highlights and shadows using thread
- quilting considerations

The **Supply List** is posted on the WQ website Calendar Page at

**About Susan:** “Quilting started as a hobby, but turned into a passion and a business. I now teach nationally and internationally, host “Quilting Arts TV,” and have produced numerous patterns, two books, and five video workshops. Creating fiber art is my consuming passion. I am an artist who works in fabric and thread. I find great joy in creating works that draw people closer and invite them to savor color, texture and form.



The art I create is my way of celebrating and documenting the deep mysteries of the world that are to be experienced only by close inspection of the miraculous details of nature. While my core materials — cloth and thread — are those used in traditional quilting, I often employ substances such as fabric paints and dyes, Tyvek, Angelina fibers, and water-soluble wax pastels, to transform the cloth. Nearly all of my work is realistic in style, and starts with original photographs of the subjects. I use two primary techniques – wholecloth painting, and fused appliqué – then heavily free-motion thread sketch the surface before quilting.

Susan will also be our featured speaker at our Quarterly Meeting Saturday, February 3rd.

### **Want to sign up?**

Email to [programs@westsidequilterslosangeles.org](mailto:programs@westsidequilterslosangeles.org) or call Sally Wright at 310-471-6034.

(more info on page 9)



## ***PHILANTHROPY***

As some of you may have already heard Philanthropy Day was a wonderful success. We had 16 signups but 25 showed up! It was a cozy gathering of camaraderie and quilting for two good causes. It seems putting the strip blocks together into quilts was a lot of fun for those involved. We had over 90 blocks put together into quilts. Virginia Marshall and I "parked" ourselves outside and sprayed and pinned at least a dozen quilts. Much thanks to Keiko Tapp, Betty Seinfeld and others who donated batting. It was all very appreciated and needed.

We completed 29 quilts. Twenty of which were appropriate for A Child's Dream and nine (large ones) for Upward Bound. Since then I have been given another six large ones to be given to Upward Bound.

If you are planning on attending the Holiday Tea, you are welcome to drop off your completed quilt, receiving blanket and/or hat. All quilts (and other items) will be delivered sometime after the Holiday Tea at which time we hope to have more pictures to share.

We will continue to support A Child's Dream and Upward Bound through 2018 so please continue to do your good deeds!

Thank you to all who participated in our Philanthropy Day!

**Perla Rothenberg, Lisa Drew,  
Virginia Marshall**





## Leadership.....

In a long ago article about Mother Teresa, she talked about the experience that she referred to as the "joy of sharing." She was escorting an Oregon senator on her rounds of distributing rice to the needy in Calcutta of which there were oh so many. At one home, as Mother Teresa poured out the rice, the woman of the house was thrilled and said now that she had rice she could share some with a friend who had nothing. After they left the house, Mother Teresa turned to Senator Hatfield and said, "I know you are wondering why I didn't just give her an extra portion—I had enough to do so, but I didn't want to interfere with her joy of sharing. I will return in a few days and replace the portion she gave away, but for now this will be a special moment between the two of them."

There is so much need almost everywhere we look. It is easy to become inundated and think there is so little I can personally do that whatever I do, it is a mere drop in the ocean. Why even start? But, with one brick at a time, marvelous things are built and small gestures do matter.

I think about just the other day as I was loading groceries into my car, a woman, probably in her late fifties, shyly approached me in the darkening day and asked if there was something I could spare to help her out. I responded, "You bet," and started rifling through my wallet. There were only two or three dollar bills and all the rest were way larger. I thought, "Two or three dollars can hardly be of much help and considering what I just spent on pet food, I'd best share the larger bill." I pulled out a package of Oreo cookies that I for sure needed to share rather than carting them home and handed her both. She melted into tears and asked my name saying I had no idea what a difference this made. It was a humbling experience and one that left me a bit tearful as I drove home thinking how hard some people—especially older ones—are having these days. In the scheme of things, taking the time to chat a minute, to shake her hand, and to share a few dollars is definitely a mere drop in the ocean, but it mattered.

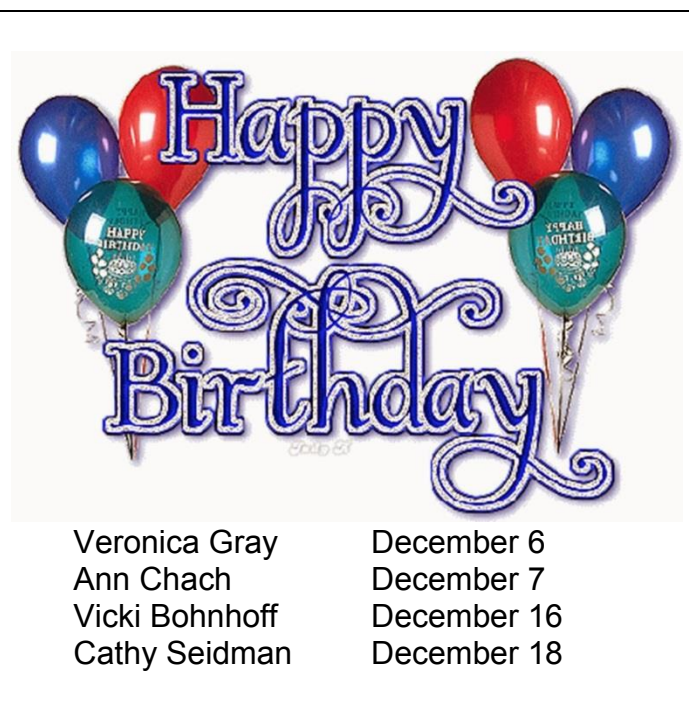
In this season of thankfulness and holiday celebrations, I must keep her face in my memory bank as I paddle along and have an eye out for

opportunities to pay it forward, which in itself pays off so handsomely in the feeling that comes from the joy of sharing.

Sonja Daniel  
WQ Vice President



shutterstock · 81319225



## Sally & Roberta's Excellent Adventure Volume II

Roberta Walley and I were off on another great adventure in early November - this time to Houston, Texas for International Quilt Festival! Even with the horrible damage from this summer's hurricane downtown Houston was definitely open for business for Festival, the George R. Brown Convention Center with a newly remodeled entrance facade, a spanking new Marriott Hotel and lots of new restaurants and entertainment. I had been twice before, but this was Roberta's first experience at Festival and I think it is safe to say she was bowled over by the sheer scope and size. It is the largest quilt extravaganza in the US with well over 1000 quilts on display (2 of them were mine!), over 1100 vendor booths, a multitude of lectures, classes and special exhibitions. The Festival drew somewhere around 55,000 visitors from 35 countries over the 4 days. Art quilts, traditional quilts, modern quilts were all on display including exhibits which addressed themes of identity and activism, a display of pieces celebrating women and their accomplishments, and quilts telling stories of heroes from the Civil Rights movement. I was especially thrilled to see the 2017 Cherrywood Van Gogh Challenge quilts - 140 of them all together forming an impressive wall of color and design. A special exhibit of the work of Taiwanese artist Danny Amazonas was incredibly impressive. For traditionalist there was a lovingly mounted exhibit of the work of the late Sue Garman. Roberta took a class on Saturday making a sashiko embroidered silk vest and I'm looking forward to seeing her model it at a future WQ event. Shopping opportunities were irresistible! We both purchased fabric, tools, books, and some amazingly beautiful hand stitched Indian silk sari scarves. Stand for long enough on the show floor and you will no doubt run into some quilter or artist you know... Sherry Kleinman, Patt Blair, Maria Shell, Laura Wasilowski, Pam Holland, and two of our fellow travelers from our Japan tour last winter all were there! We especially enjoyed a dinner at The Grove Restaurant organized by Maria Shell with Sherry and her daughter Brit visiting from New York and meeting some SAQA members from around the country.

We basked in luxury at The Four Seasons Hotel just across the Park from the Convention Center and sat in the bar - as the only Dodger fans - watching the local Astros win the World Series. The Saturday afternoon victory parade was downtown near the Convention Center, tying up traffic for hours, but it was great seeing the enthusiasm for the local team in tough times for the Houston area. The only flaw in our trip, a little tumble on the sidewalk which kept me and my knee under ice packs for a day and a half. I can only say if you have to be crippled and in bed at a hotel, the Four Seasons is a lovely place to do it. I also experienced my first airport wheelchair ride!

The knee is healing and I'm certainly ready to go back to Festival any time!





## Workshop costs

Thanks to our members for being so supportive of our workshops. We, the program chairs, carefully pick our workshop teachers. We look for people that are top in their field and have a good reputation in the quilt world. We are concerned that we vary the skills they teach.

We try to cover all aspects of quilting. Then we concern ourselves with the cost to you our members. We have to pay rent for the workshop; we pay the teacher and provide any meals, housing, and transportation involved. Lots of costs!

It is not our goal to make a profit only to hopefully cover expenses.

So.... your participation is essential.

Your WQ Program Chairs:

Sally Wright, Kathryn Pellman, Roberta Walley



## WORKSHOP REGISTRATION

**First**, please email your intent to attend a workshop to: [Programs@WestsideQuiltersLosAngeles.org](mailto:Programs@WestsideQuiltersLosAngeles.org) At the **WQ** website, choose *Calendar* and scroll down to individual workshops. See the link to the Workshop Registration Form (which you can fill in on-line and then print) and the supply list. **See the workshop no-refund policy (substitutions allowed) shown on the Workshop Registration Form.**

WQ will hold your space at the workshop for 14 days to allow time to mail Registration Form and payment to the WQ post office box. For last-minute registrations, contact the Program Chair ASAP. **Credit cards/debit cards now accepted.** Non-members pay a \$15.00 surcharge. Supply lists for all classes can be found on the Calendar page at [www.WestsideQuiltersLosAngeles.org](http://www.WestsideQuiltersLosAngeles.org). The class sessions are from 9:30am to 3:30pm.





# Thread Sketching: Still Life with Three Fruits

a workshop with Susan Brubaker Knapp

Expand your machine free-motion skills while creating this thread-sketched and quilted still life. Students learn how to:

- fuse down the applique pieces
- create shading, dimension and texture with thread
- gain control and confidence when free-motion stitching
- stabilize the fabric surface
- choose the right threads and needles for thread painting
- correct tension problems
- layer with batting and free-motion quilt

## SUPPLIES to bring:

- Two sheets or 1/4 yard Lite Steam-a-Seam 2 or Pellon Wonder Under
- Two pieces 12 x 12" very firm/non-stretchy interfacing, to be used as a stabilizer. Examples include Pellon 910, heavy weight Shaping Aid, or Pellon 806 Stitch-N-Tear. If it stretches at all, it will not work.
- FABRIC NOTE: I like to use batik because it is a bit heavier and it has a very tight weave, which provides more stability and prevents fraying. Stay away from light-weight fabric.
- Light tan/gray fabric for background, 11 x 7"
- Medium tan/gray for background, 11 x 4" (not too dark or it will show through the lighter fruit fabrics and shadows will not show up!)
- Medium red fabric for apple, 6" square
- Yellow fabric for lemon, 6" square
- White fabric for backing lemon, 6" square
- Light green fabric for pear, 6" square
- Cotton embroidery-weight (50 or 60 weight) thread in black, white, light tan, dark brown, dark purple, dark red, red-orange, dark orange, light orange, yellow, yellow-green, medium green and dark green (see photo). Examples include Aurifil Cotton Mako 50 wt., Mettler No. 60 fine embroidery cotton merc., or YLI Soft Touch. Note: 100% cotton thread makes it easier to adjust tension for threadsketching.
- Low-loft cotton batting, 12" square
- 12" square backing fabric
- paper scissors (sharp)
- fabric scissors (sharp)
- seam ripper
- sharp pencil (mechanical works best)
- white chalk pencil (mechanical ones by Bohin or



Sewline work best)

- straight pins (quilting pins)
- light and/or reading glasses, if you need them
- Sewing machine – must be in good working order, able to drop feed dogs, and have a free-motion or darning/embroidery foot.
- manual for your machine
- three empty bobbins
- Universal or Microtex needles, 80/12 or 70/10
- extended surface for your sewing machine (if you have one; highly recommended)

Please e-mail me if you have any questions!

Susan Brubaker Knapp  
469 W. Center Ave., Mooresville NC 28115  
TEL: 704.663.0335  
E-MAIL: [susan@bluemoonriver.com](mailto:susan@bluemoonriver.com)  
WEB SITE: [www.bluemoonriver.com](http://www.bluemoonriver.com)  
BLOG: [www.bluemoonriver.blogspot.com](http://www.bluemoonriver.blogspot.com)

## **TREASURER**

Karynn Dittmar, Treasurer

|                                     |         |                |
|-------------------------------------|---------|----------------|
| <b>OPENING BALANCE AS OF 6/1/17</b> |         | <b>8146.58</b> |
|                                     |         |                |
| <b>INCOME</b>                       |         |                |
| Membership Dues / Donations         | 2525.00 |                |
| Workshop Fees                       | 1795.00 |                |
| Guest Fees                          | 10.00   |                |
| Fabric Sale Fundraiser              | 994.00  |                |
| Amazon                              | 85.11   |                |
|                                     |         |                |
| <b>TOTAL INCOME</b>                 |         | <b>5409.11</b> |
|                                     |         |                |
| <b>EXPENSES</b>                     |         |                |
| Workshop Expense                    | 1652.79 |                |
| General Meeting Expense             | 1614.90 |                |
| Membership Expense (refund)         | 50.00   |                |
| SCCQG Insurance                     | 10.00   |                |
| Website                             | 220.25  |                |
| PO Box Rental                       | 132.00  |                |
| Philanthropy / Ed. Expense          | 200.00  |                |
| Printing / Promotion                | 27.95   |                |
| Square Up Fees                      | 50.54   |                |
| Government Fees                     | 25.00   |                |
|                                     |         |                |
| <b>TOTAL EXPENSE</b>                |         | <b>3983.43</b> |
|                                     |         |                |
| <b>NET INCOME</b>                   |         | <b>1425.68</b> |
|                                     |         |                |
| <b>CLOSING BALANCE</b>              |         | <b>9572.26</b> |



## **MEMBERSHIP**

We now have 82 members and still hoping for a few more to renew.

We look forward to some exciting workshops and programs.

Anyone who hasn't already noted that they are looking to put together a mini group please notify me as we can make a plan to get together to make some connections. Mini groups can bring on new ideas, companionship, friendships and hopefully more incentives to keep quilting.

Hope to see you all at our Holiday Tea on December 3<sup>rd</sup>.

Luann  
Membership Chair

## **WEBSITE:**

Check out photos from our very successful Philanthropy Day on the website!

The WQ website at [www.westsidquilterslosangeles.org](http://www.westsidquilterslosangeles.org) has recently been update with photos from our workshop with Maria Shell and all the quilts shown during Quilters Showcase at the October 21 meeting.

Please note that the Members Only page of the website has just been updated with the new password for the 2017-18 Membership year. The log-in and new password have recently been sent to you in your Membership Letter. Please note the info and put it in a safe place where you can find it easily. The Members only page is where you can access the Membership Roster along with other members' info from time to time and catch up on and refer to an archive of WQ Newsletters.

Sally Wright, Website Manager



# Calls for entry

Continuing our notifications for ways to display your quilts and textile pieces to a wider audience... Entering shows is not difficult, but to begin here are a few guidelines:

- Always make sure you read everything in the call including the calendar, requirements, rules, etc. Especially the rules! This will save headaches and disappointment later on.
- Keep a record on your entries so you won't be caught with a quilt needing to go two places at once. Having to remove a quilt from a show or exhibit because you misread the exhibition dates is a no-no. Ask me how I know...
- Having a great photo of your quilt - straight on, in focus, not on a bed or held up showing hands and feet, super important. There is lots of great info on quilt photography on line. Google!
- Don't be intimidated or depressed by a rejection! There are lots of different reasons why a quilt doesn't fit into a specific show. It is usually not because your quilt is bad!

The calls below are just a sample of the many opportunities out there. For more search "Fiber Art Calls for Entry" or "Quilt Calls for Entry"

**AQS Spring Paducah, KY April 18-21, 2018, Entry Deadline December 1, 2017**

<http://www.quiltweek.com/locations/spah18/>

**Textile Landscapes, Sulfur Studios, Savannah GA, January 17-February 3, 2018**

<http://sulfurstudios.org/textilelandscapes>. Entry deadline December 15, 2017

**A Celebration of Color, Chicago Quilt Festival, April 12-14, 2018 Entry deadline January 11, 2018**

<http://www.callforentriescolor.com>

**Quilt Visions 2018: Connections, Visions Art Museum: Contemporary Quilts + Textiles San Diego, California October 20, 2018 – January 6, 2019 Entry Deadline January 31, 2017**

<http://www.visionsartmuseum.org/call-for-entries/>

**SAQA Dusk to Dawn (SAQA Members) IQF Houston, 2018 Entry Deadline January 31, 2018**

<http://www.saga.com/calendar-detail.php?ID=5386>


**Fantastic Fibers 2018, Yeiser Art Center, Paducah, KY, April 14 to June 9, 2018. Entry deadline February 16, 2018 [www.theyeiser.org](http://www.theyeiser.org)**

**AQS QuiltWeek Grand Rapids, August 22-25, 2018, Entry Deadline April 13, 2018**

<http://www.quiltweek.com>

Questions? [sally@sallywrightquilts.com](mailto:sally@sallywrightquilts.com)

Sally Wright





## A NEIGHBORLY GUILD CALENDAR

|  |   |
|--|---|
| <b>December</b>  |   |
| December 3rd<br><b>Westside Quilters</b><br><a href="http://www.WestsideQuiltersLosAngeles.org">www.WestsideQuiltersLosAngeles.org</a>       | <b>Westside Quilters Holiday Tea</b>  |
| <b>January 2018</b>  |   |
| January 3<br><b>Santa Monica Quilt Guild</b><br><a href="http://www.santamonicaquiltguild.org">www.santamonicaquiltguild.org</a>             | <u>Philanthropy Sewing Night</u>  |
| January 9<br><b>Orange County quilters Guild</b><br><a href="http://www.orangecountyquiltersguild.com">www.orangecountyquiltersguild.com</a> | <u>Peggy Martin</u> –<br>Program: Beyond Tradition                                    |
| January 11<br><b>Simi Valley Quilt Guild</b><br><a href="http://www.simivalleyquiltguild.org">www.simivalleyquiltguild.org</a>               | <u>Janet Botroff</u> ,<br><i>A Quilter's Journey</i>                                  |
| January 13<br><b>Westside Quilters</b><br><a href="http://www.WestsideQuiltersLosAngeles.org">www.WestsideQuiltersLosAngeles.org</a>         | <b>Westside Quilters "Sew-In"</b>   |
| January 16<br><b>South Bay Quilters Guild</b><br><a href="http://www.southbayquiltersguild.org">www.southbayquiltersguild.org</a>            | Mike McNamara<br>Program: Influences in Quilting-making, why and how I make my quilts |
| January 21<br><b>African American Quilters of Los Angeles</b><br><a href="http://www.easysit.com/aaqla">www.easysit.com/aaqla</a>            | <u>Meeting</u>  |
| January<br><b>Glendale Quilt Guild</b><br><a href="http://www.glendalequiltingguild.org">www.glendalequiltingguild.org</a>                   | Quiet   |
| January<br><b>San Fernando Valley Quilt Association</b><br><a href="http://www.sfvqa.net">www.sfvqa.net</a>                                  | Quiet   |
| January<br><b>Los Angeles County Quilters Guild</b><br><a href="http://www.quiltguildla.org">www.quiltguildla.org</a>                        | Quiet   |
|  |   |

### **Editor's Note:**

I highly recommend the Mark Chagall exhibit at LACMA, his creativity is amazing! Very inspirational!

My husband and I took a short trip to northern California to visit my niece and her identical triplets. The girls are turning 4 and interested in everything. So fun, we got to participate in a local apple pressings, small town Main Street Halloween Trick or Treating (the girls were butterflies), feeding chickens, walking in the woods, and helping Papa Tom build his micro-brewery Quintopia!!! And, yes it's hard to tell the girls apart, especially when they are outside playing and running around!

Thank you to Sally Wright for the wonderful article about her Houston International Quilt Festival experience. Did anyone else attend?

Happy Holidays to all.

Happy Stitching,  
Debbie Nussbaum





## OUT AND ABOUT

- ✂ The **Huntington Library and Galleries** is showing eight 19<sup>th</sup> Century Quilts. For more information go to [www.huntington.org](http://www.huntington.org).
- ✂ “Chagall: Fantasies for the Stage” at **LAMAC** through January 7, 2018
- ✂ “Axe Bahia – The Power of Art in an Afro-Brazilian Metropolis at the **Fowler Museum** at UCLA through April 15, 2018.
- ✂ **Road to California** January 18<sup>th</sup> through 21<sup>st</sup> 2018 – for details and hours [road2ca.com](http://road2ca.com)

**See the Speaker Calendar of the Southern California Council of Quilt Guilds for additional events.** Go to [www.sccqg.org](http://www.sccqg.org) scroll down to the bottom of the homepage and click on the box “Speakers” and see other SCCQG guilds and speakers into 2018.

**Sally Wright's** entry in the 2017 Cherrywood Van Gogh Challenge “Starry” has been juried into the traveling exhibit which will be displayed at Road to California and many other national and international venues throughout 2018.



**Art Quilts -  
69 quilts from  
two SAQA  
regions:**

Image: **Vicki  
Bohnhoff's** “Dutch  
Morning”

Northern  
California/Northern  
Nevada & Southern  
California/Southern  
Nevada

### California Heritage Museum Santa Monica

December 9, 2017- March 18, 2018

#### Opening reception

Friday, December 8, 2017  
6:00 pm - 9:30 pm **free**

2612 Main Street  
Santa Monica, CA 90405  
Hours: Wed. - Sun. 11 am to 4 pm  
[www.californiaheritemuseum.org](http://www.californiaheritemuseum.org)

Four of our own Westside Quilt Guild members will have quilts in the **Art Quilts - 69 quilts from two SAQA regions** show: **Vicki Bohnhoff**, (that's her quilt on the cover), **Sherry Kleinman**, **Sandra Lauterbach**, and **Kathryn Pellman**. It's going to be held at the California Heritage Museum in Santa Monica. We hope some of you can make the opening night.

The banner for the California Heritage show is  
Kathryn Pellman's “Nasty Woman”



## **Westside Quilters General Meeting Minutes**

### **October 21, 2017**

**President:** Kim Ryan opened Westside Quilters (WQ) August general meeting by welcoming guests and new members.

The minutes of the August 5, 2017 quarterly meeting had been circulated to WQ Board members via e-mail, and to the membership in WQ's Newsletter. Sally Wright moved to accept those minutes. The motion was seconded and passed on a voice vote.

Kim will be sending out an e-mail to members inviting them to WQ's Holiday Tea on Sunday, December 3rd.

**Treasurer:** Karynn's report, showing a September 30th balance of \$9,438.42, had been published in WQ's October Newsletter. Sally Wright moved to accept the Report to be accepted by the Guild. That motion was seconded and passed by voice vote.

**Membership:** Luann announced that WQ's membership stands at 79. She is in the process of contacting those who have indicated they would like to join a mini-group and will help them to organize it and get started.

**Philanthropy:** Perla, Lisa and Virginia noted that quilts, baby hats and receiving blankets are being collected for Upward Bound and for A Child's Dream. They encouraged everyone to attend and help out at the November 11th *Giving for Thanksgiving* workshop where more items will be made for these charities. The goal is to have a number of items available to give to each group for the winter holidays. Dollie quilts are still being collected for Dollies Making a Difference.

**Programs:** Sally, Roberta and Kathryn said that Maria Shell's workshop had been very inspiring. Future programs include the November 11th *Giving for Thanksgiving* workshop, Westside Quilters' Holiday Tea, and a January Sew-In where members can work on their own projects or continue working on a philanthropy item. Then, on February 1st and 2nd, Susan Brubaker Knapp will present a thread sketching workshop, and be our featured speaker. Susan can be seen on PBS "Quilting Arts". Programs later in the year can be seen on WQ's calendar page of WQ's website.

**Showcase Speaker:** Victoria Jung of Sew Together -- A Stitching Lounge, gave a lively presentation about her new fabric shop where you will find, fabric, plenty of room to sew, and classes in quilting and clothing construction. Location: 1031 West Manchester Blvd. Open Tuesday through Sunday. Closed on Mondays. Check website for details: [www.sewtogetherlounge.com](http://www.sewtogetherlounge.com)

**Show and Tell:** Quilts shown by members included: Sally Wright's Lone Star, using non-traditional fabrics, and Proposal on Jenkins Street, using Laura Wasilowski techniques; Bobbie Blake's Positive-Negative wall hanging, and Egg Money Sampler using Laura Burns techniques; Lita Greenberg's At the Beach wall hanging from Tina Curran's workshop; Betty Seinfeld's Modern Sampler using men's shirting and dotted fabric; Nancy Sharp's Deck the Cat, a Christmas wall-hanging; Connie O'Neill's Grannies Quilt using pastels; Pat Karasick's Pearl's Butterflies, a lap quilt; Kathryn Pellman's Garden Fashionista; Luann Jaffe, Batik jelly roll design inspired by Jenny Doan of Missouri Quilts; Maureen Gardner, "Aquarium" using embroidery and Laura Wasilowski techniques and fabric; Debbie Nussbaum's "Walk in the Woods with Mom"; Allison Leung's Astro/Asian reversible quilt using blues on the Astro side and red and black on the Asian side.

**Featured Speaker:** Maria Shell gave an entertaining description of her life from its beginning in Kansas to present day in Alaska. Since making a Lone Star taken from Laura Nownes' Quilts! Quilts! Quilts!, she has followed the encouragement of a local shop owner to be her own quilter. Maria continues to create quilts, but now they are hers and use her approach of using solid colors broken into many patterns, i.e., "Making Prints Out of Solids". Maria's new book, "Improv Patchwork" was just released and we were the first quilt guild to have a chance to actually touch it, and buy it.

The meeting adjourned at 12:15 p.m.

Respectfully submitted,

Sally Madigan  
Recording Secretary



## Next Executive Board Meeting

The next meeting of the Executive Board will be held, January 27, 2018  
All members of Westside Quilters are welcome to attend with prior notice to  
[Pres@WestsideQuiltersLosAngeles.org](mailto:Pres@WestsideQuiltersLosAngeles.org).

### Our Mission

A new kind of guild organized for educational and charitable purposes; to promote cooperation and the exchange of ideas among quilters; to instruct members in methods and techniques of traditional and contemporary creative quilting; to serve mini-groups and their philanthropic endeavors within the community; to inspire personal achievement.

### Officers 2017-2018

|                 |   |
|-----------------|---|
| President       | Kim Ryan  |
| Vice President  | Sonja Daniel  |
| Secretary       | Sally Madigan   |
| Treasurer       | Karynn Dittmar  |
| Program         | Sally Wright, Roberta Walley,<br>Kathryn Pellman      |
| Membership      | Luann Jaffe   |
| Newsletter      | Debbie Nussbaum                                       |
| Philanthropy    | Perla Rothenberg, Virginia Marshall,<br>and Lisa Drew |
| Website Manager | Sally Wright  |

### Appointed Positions

|                                 |  |
|---------------------------------|--|
| <b>Hospitality</b>              | Bobbi Leung                                    |
| <b>Meeting Set-Up/Take-Down</b> | Marianne Simpson<br>Lisa Drew and Sonja Daniel |
| <b>Photographer</b>             | Tanya Heldman                                  |
| <b>President Emeritus</b>       | Perla Rothenberg                               |

Mailing Address      **Post Office Box 641925**  
                                 **Los Angeles, CA 90064**

### Website

[www.WestsideQuiltersLosAngeles.org](http://www.WestsideQuiltersLosAngeles.org)

Facebook    We're on Facebook. Check out the banner on the WQ website home page (lower center).

Amazon    There is a boxed message in the lower center of our website home page giving a direct link to Amazon. By using this link, anything you purchase earns a 4% "dividend" paid directly to WQ. *This only works if you enter the Amazon website from the WQ website link.*

iGive.com    This is another way to benefit WQ when shopping on the Internet. Here you need to register (the iGive.com logo appears in the lower center on the WQ website home page and links you directly to iGive.com). More than 800 Internet retailers participate (Barnes & Noble, Bed Bath & Beyond, Enterprise Rent-A-Car, Lancome -- to name a few). Follow the instructions at iGive.com.

Non-Profit Status    Westside Quilters is tax-exempt from Federal income tax under section 501(c)(3) of the Internal Revenue Code, and classified as a public charity under section 170 of the Code, according to the determination letter dated May 26, 2011 received from the Internal Revenue Service. The effective date of exemption is June 17, 2010. Donations to Westside Quilters are fully tax-deductible for individuals and other entities such as corporations, partnerships, trusts; Westside Quilters is qualified to accept tax deductible bequests and gifts or transfers of gifts.

F.E.I.N.    27-3145733  
(Federal Employer Identification Number)

